

# Summary of Student Survey on Teaching Technology at Smith

The Teaching Enhancement Committee  
(Galit Shmueli, Gary Bulmash, Jim Spina, Jie Zhang)

April 2010



# Background

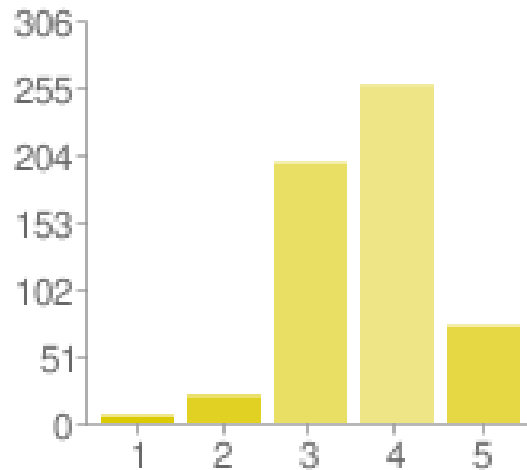
- ▶ Charged by the Dean's Office.
- ▶ Online survey conducted in March–April, 2010.
- ▶ Target: all Smith School students (full–time MBAs, part–time MBAs, undergraduates)
- ▶ Key elements in the survey:
  - Means of communication
  - Experience with various teaching technology
  - Preference for technology usage in the future

# Composition of Respondents (N=561)

Full-time MBA: College Park program	48	9%	Total MBAs: 206 (37%)
Part-time MBA: DC program	90	16%	
Part-time MBA: Shady Grove program	37	7%	
Part-time MBA: Baltimore program	31	6%	
Undergraduate Freshman	54	10%	Total UGs: 350 (62%)
Undergraduate Sophomore	67	12%	
Undergraduate Junior	114	20%	
Undergraduate Senior	115	20%	
MBA exchange student	0	0%	
Other	5	1%	Others: 5 (1%)

# Level of Expertise

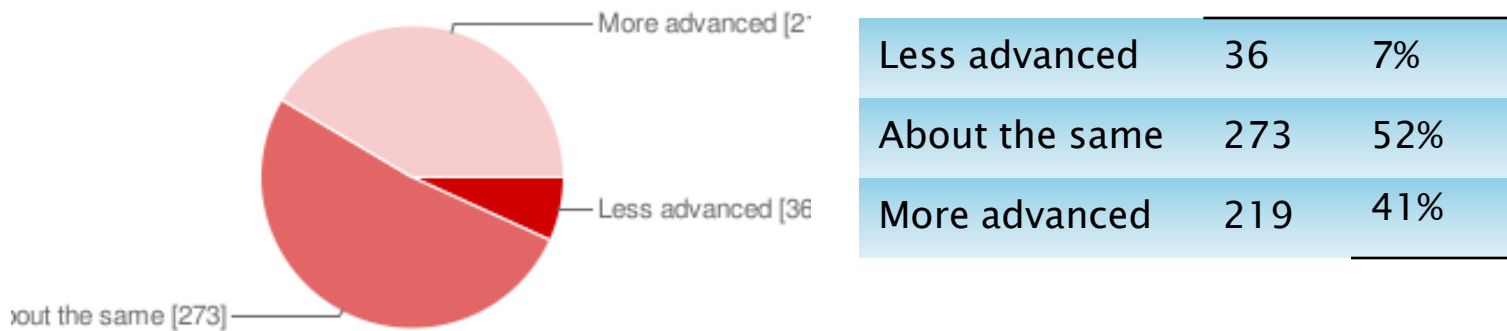
Q: What is your level of expertise with using multimedia technologies?



1 -	Beginner	6	1%
2		21	4%
3		198	36%
4		257	46%
5 -	Expert	74	13%

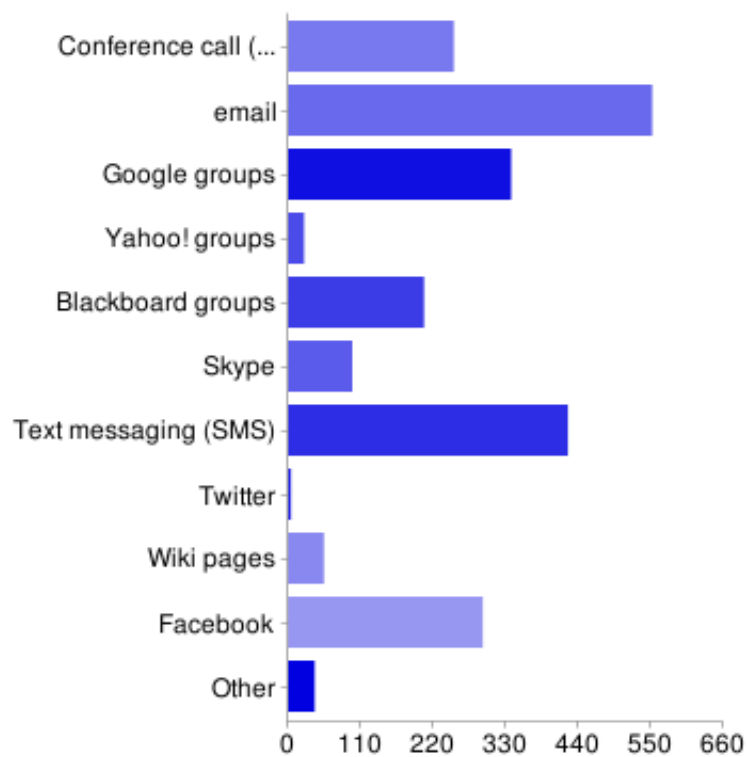
# Where does Smith stand?

Q: How would you rate the usage of teaching technologies at the Smith School compared to other colleges at the University of Maryland?



# Means of Communication

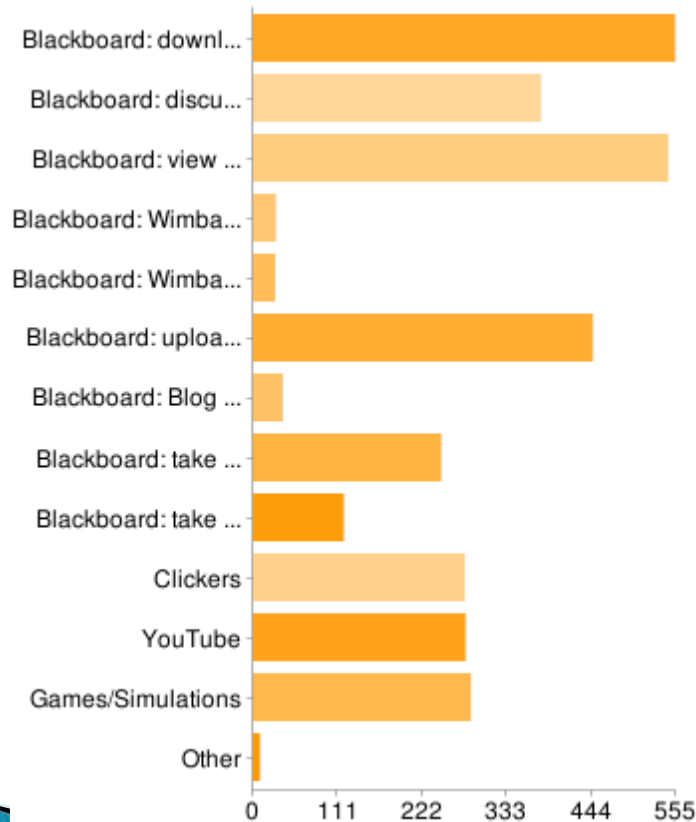
Q: Which of the following technologies/media have you used to communicate with other students for schoolwork in the past year?



Conference call (phone)	251	45%
<b>Email</b>	<b>552</b>	<b>98%</b>
<b>Google groups</b>	<b>338</b>	<b>60%</b>
Yahoo! groups	24	4%
Blackboard groups	206	37%
Skype	97	17%
<b>Text messaging (SMS)</b>	<b>424</b>	<b>75%</b>
Twitter	4	1%
Wiki pages	54	10%
<b>Facebook</b>	<b>295</b>	<b>52%</b>
Other	40	7%

# Experience with Teaching Technology

Q: Which of the following teaching technologies have you experienced in any classes that you have ever taken at the Smith School, elsewhere on campus, or at another University?



Blackboard: downloading class materials (syllabus, lecture notes, assignments, etc.)	554	99%
Blackboard: discussion board	378	68%
Blackboard: view grades	545	97%
Blackboard: Wimba live classroom	30	5%
Blackboard: Wimba podcaster	29	5%
Blackboard: upload homework assignments	446	80%
Blackboard: Blog tool	39	7%
Blackboard: take quizzes	247	44%
Blackboard: take surveys	119	21%
Clickers	278	50%
YouTube	279	50%
Games/Simulations	286	51%
Other	9	2%

For each specific teaching technology ....

▶ **Perceived usefulness**

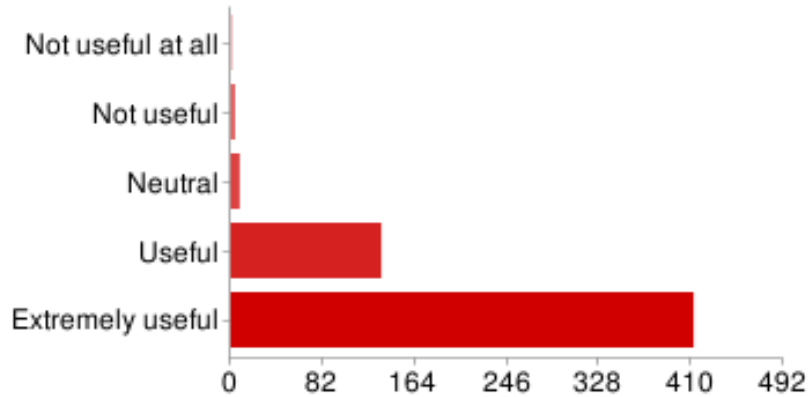
Q: If you have had personal experience with any of the technologies below, please rate their usefulness for your learning.

▶ **Preference for future usage**

Q: For each of the technologies below, would you prefer more or less usage at the Smith School?

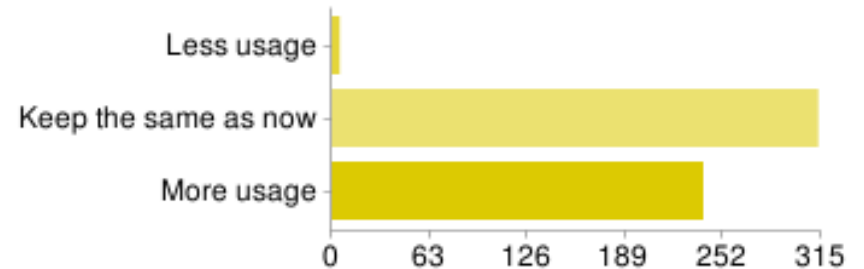
# Blackboard: downloading class materials

## Usefulness



Not useful at all	1	0%
Not useful	4	1%
Neutral	8	1%
Useful	134	24%
Extremely useful	412	74%

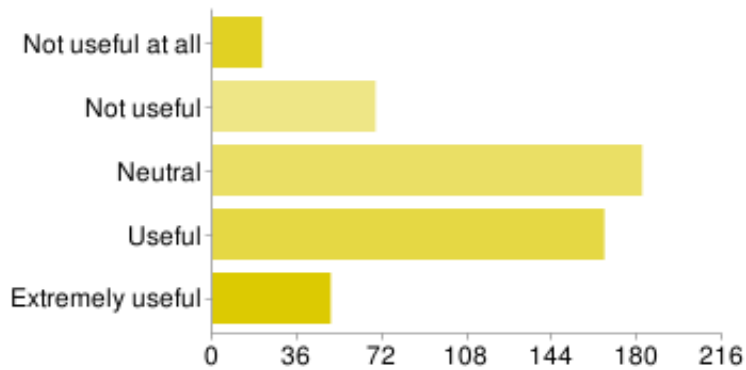
## Preference



Less usage	5	1%
Keep the same as now	313	56%
More usage	239	43%

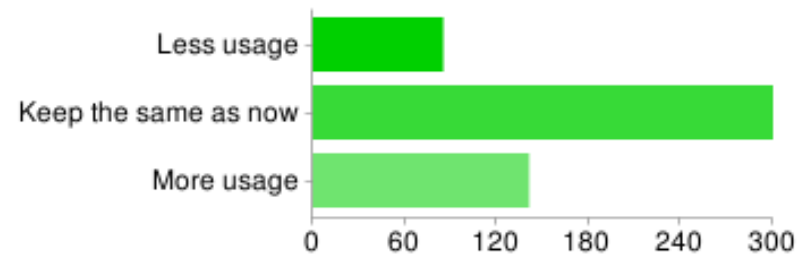
# Blackboard: discussion board

## Usefulness



Not useful at all	21	4%
Not useful	69	14%
Neutral	182	37%
Useful	166	34%
Extremely useful	50	10%

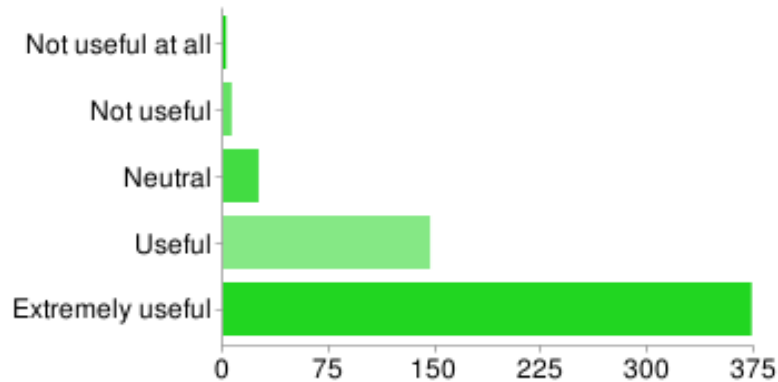
## Preference



Less usage	85	16%
Keep the same as now	300	57%
More usage	141	27%

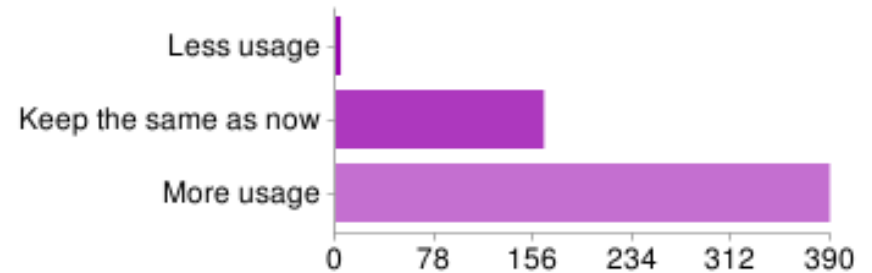
# Blackboard: view grades

## Usefulness



Not useful at all	2	0%
Not useful	6	1%
Neutral	25	5%
Useful	146	26%
Extremely useful	373	68%

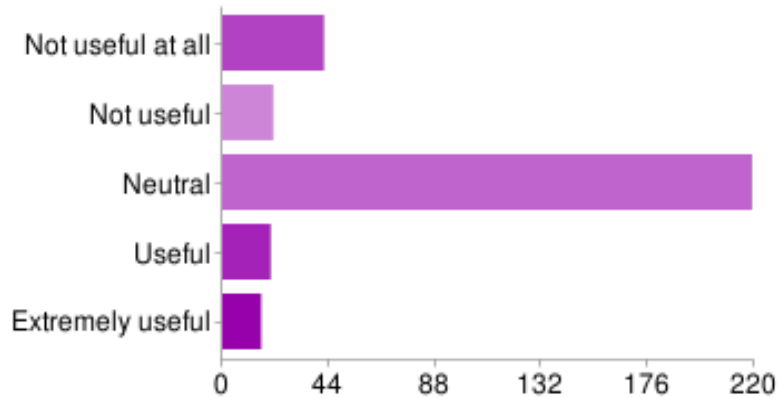
## Preference



Less usage	4	1%
Keep the same as now	164	29%
More usage	389	70%

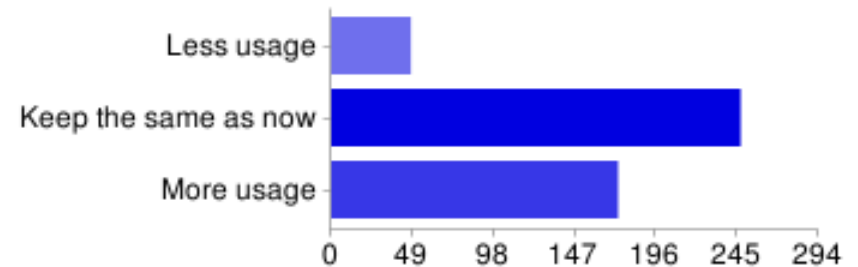
# Blackboard: live classroom

## Usefulness



Not useful at all	42	13%
Not useful	21	7%
Neutral	219	69%
Useful	20	6%
Extremely useful	16	5%

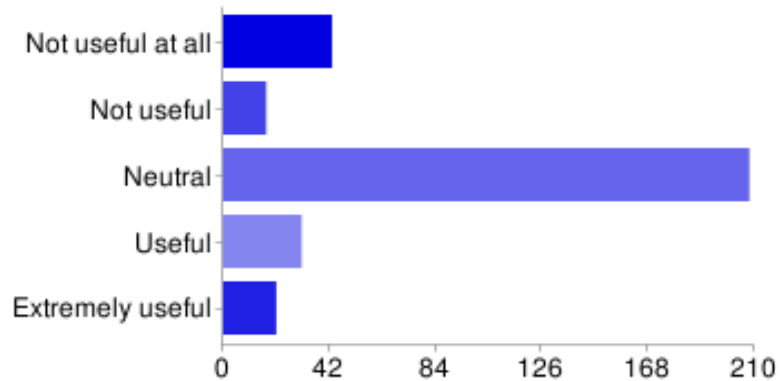
## Preference



Less usage	48	10%
Keep the same as now	247	53%
More usage	173	37%

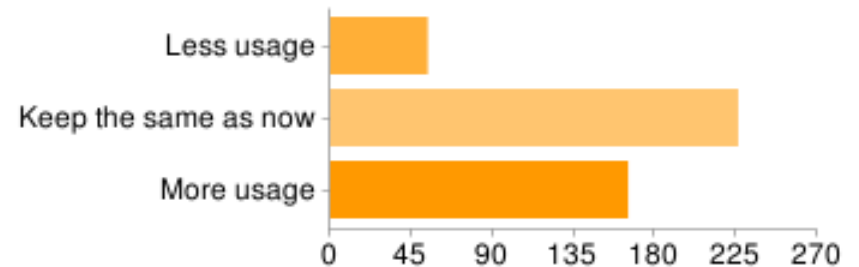
# Blackboard: podcasts

## Usefulness



Not useful at all	43	13%
Not useful	17	5%
Neutral	208	65%
Useful	31	10%
Extremely useful	21	7%

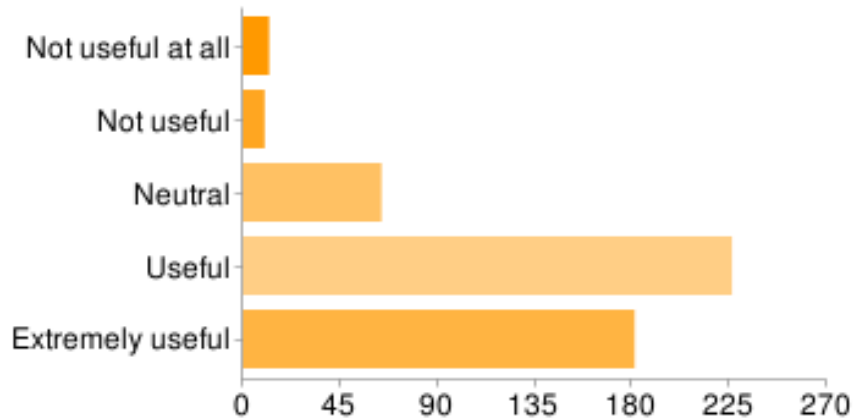
## Preference



Less usage	54	12%
Keep the same as now	226	51%
More usage	165	37%

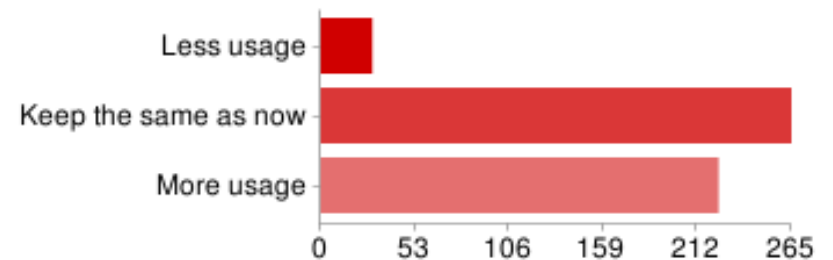
# Blackboard: assignment upload

## Usefulness



Not useful at all	12	2%
Not useful	10	2%
Neutral	64	13%
Useful	226	46%
Extremely useful	181	37%

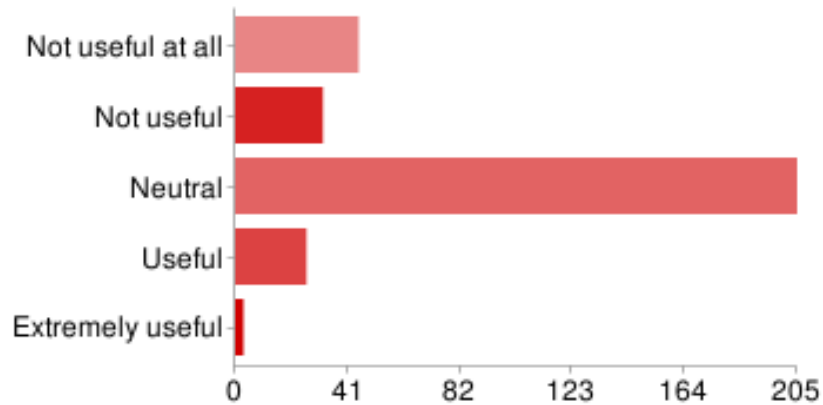
## Preference



Less usage	29	6%
Keep the same as now	265	51%
More usage	224	43%

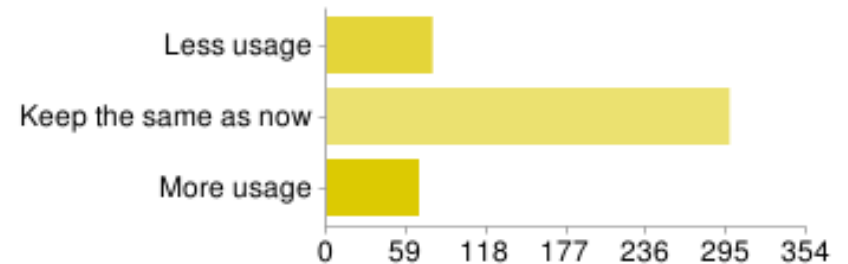
# Blackboard: blog

## Usefulness



Not useful at all	45	14%
Not useful	32	10%
Neutral	205	66%
Useful	26	8%
Extremely useful	3	2%

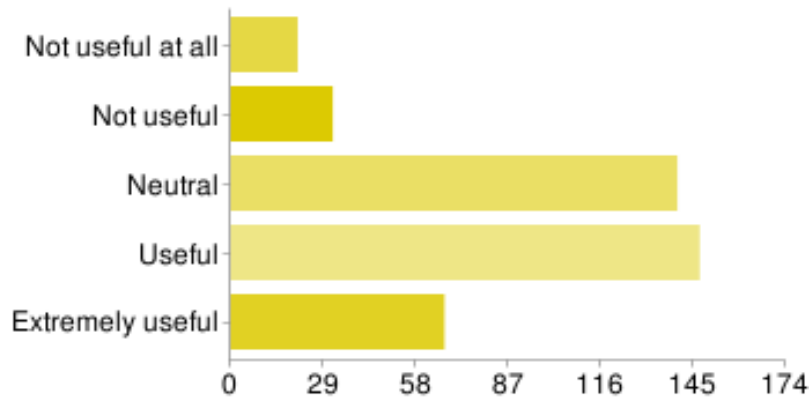
## Preference



Less usage	78	18%
Keep the same as now	297	67%
More usage	68	15%

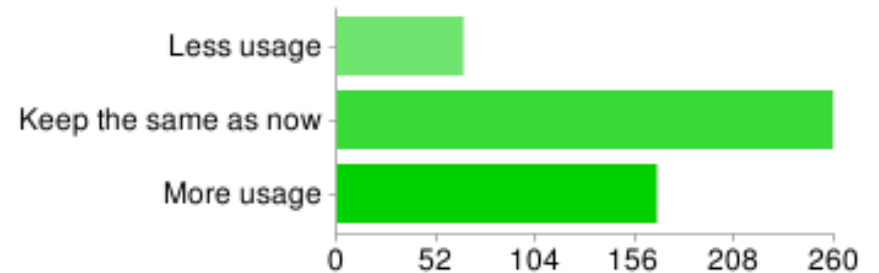
# Blackboard: take quiz

## Usefulness



Not useful at all	21	5%
Not useful	32	8%
Neutral	140	34%
Useful	147	36%
Extremely useful	67	17%

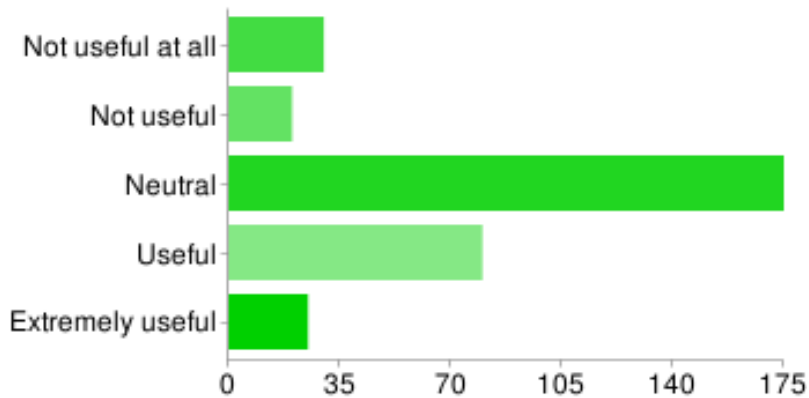
## Preference



Less usage	66	13%
Keep the same as now	259	53%
More usage	167	34%

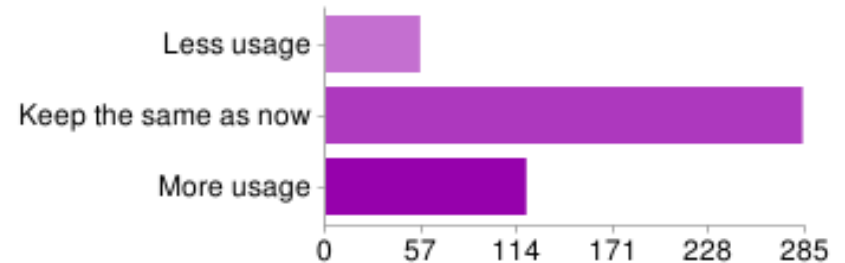
# Blackboard: take survey

## Usefulness



Not useful at all	30	9%
Not useful	20	6%
Neutral	175	53%
Useful	80	24%
Extremely useful	25	8%

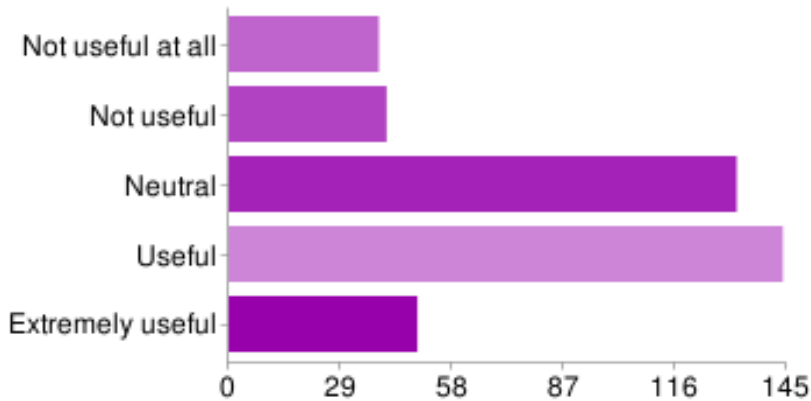
## Preference



Less usage	56	12%
Keep the same as now	283	62%
More usage	119	26%

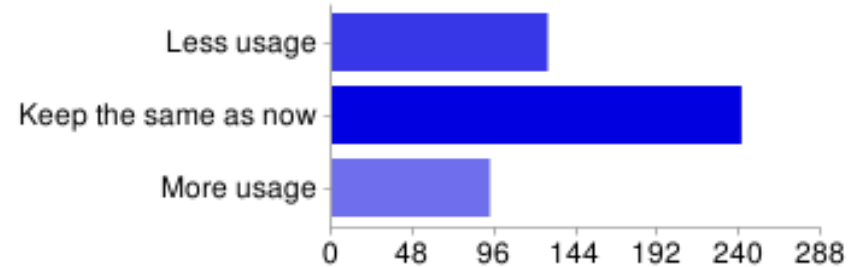
# Clickers

## Usefulness



Not useful at all	39	10%
Not useful	41	10%
Neutral	132	33%
Useful	144	36%
Extremely useful	49	11%

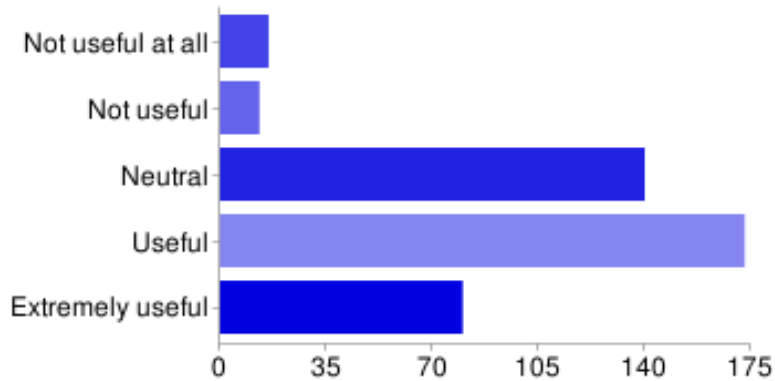
## Preference



Less usage	127	28%
Keep the same as now	241	52%
More usage	93	20%

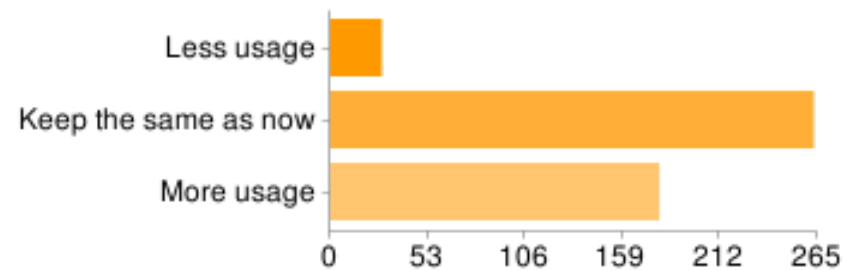
# YouTube

## Usefulness



Not useful at all	16	4%
Not useful	13	3%
Neutral	140	33%
Useful	173	41%
Extremely useful	80	19%

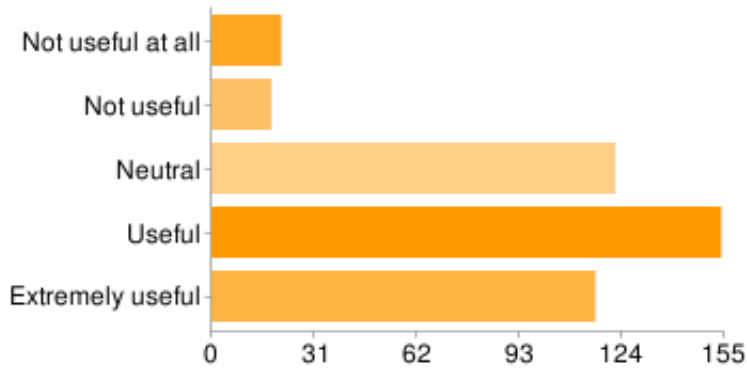
## Preference



Less usage	28	6%
Keep the same as now	263	56%
More usage	179	38%

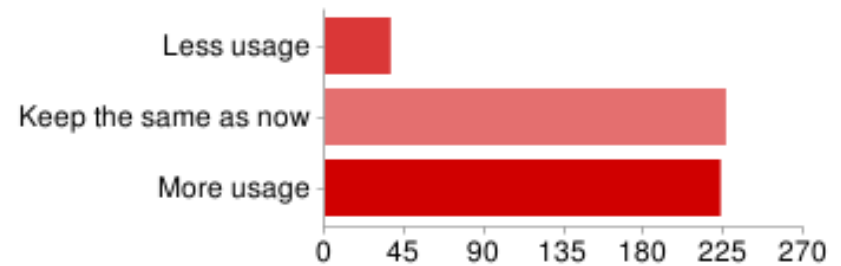
# Games/simulations

## Usefulness



Not useful at all	21	5%
Not useful	18	4%
Neutral	122	28%
Useful	154	36%
Extremely useful	116	27%

## Preference



Less usage	37	8%
Keep the same as now	226	47%
More usage	223	45%

# Key Take-aways

- ▶ Students want more usage of Blackboard.
  - Top six Blackboard functions that they desire more usage

Blackboard Function	% wanting more usage
1. Viewing grades	70%
2. Downloading class materials	43%
2. Uploading assignments	43%
4. Live classroom	37%
4. Podcast	37%
6. Take quizzes	34%

- ▶ Other highly desired teaching technologies are:
  - Games/Simulations (45% want more), YouTube (38% want more)
- ▶ They are not as interested in more usage of clickers and blogs.